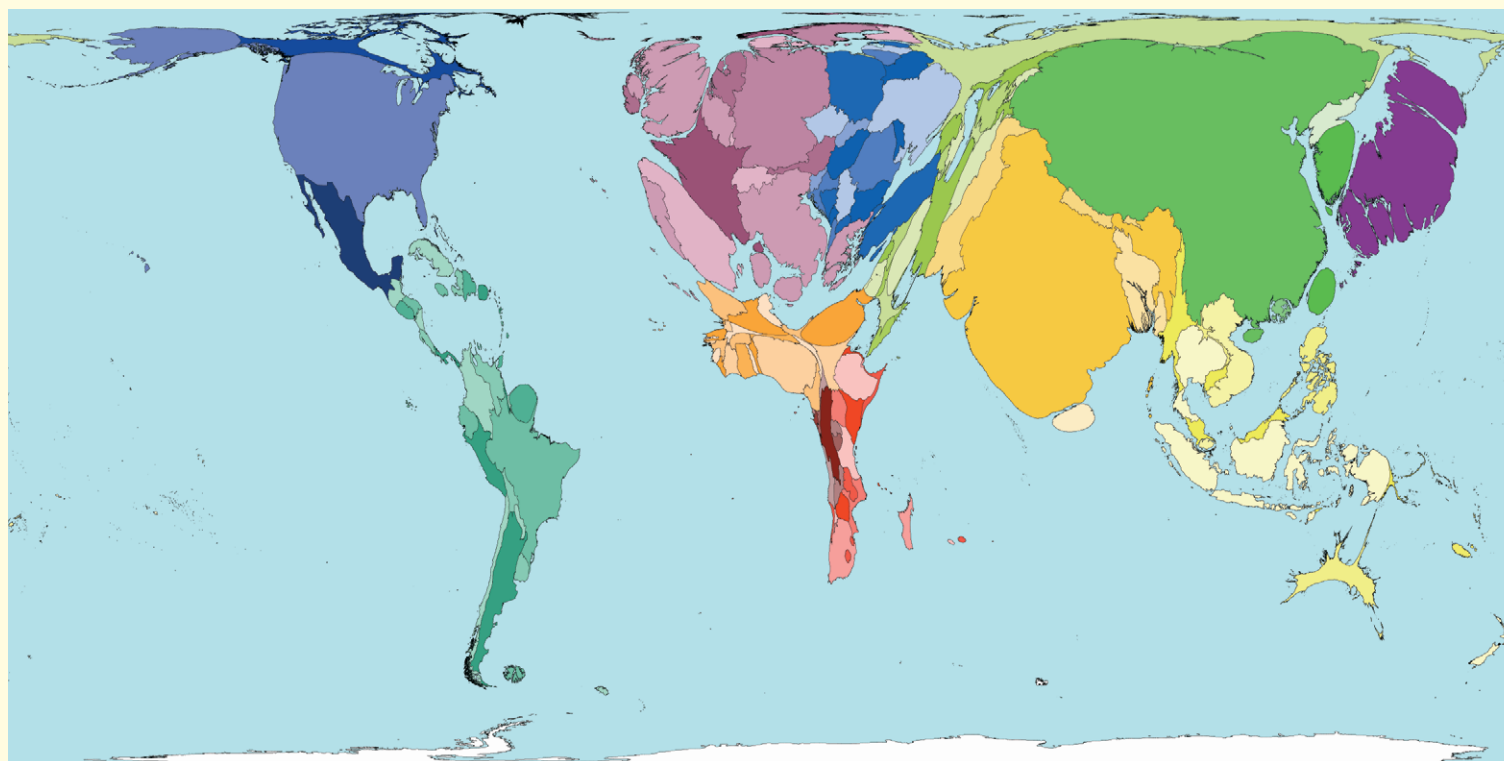


Total Elderly

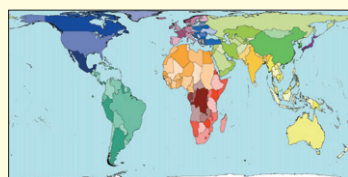


In 2002 7% of the world population was over 65 years old. Only 1% of the population of the United Arab Emirates was over 65 years old. China has the largest elderly population (92 million) but this is only 7% of the Chinese population.

Growing proportions of elderly people are partly a result of people living longer and, often, of fewer births reducing the size of the younger population.

Africa is home to only 6% of the world's population aged over 65, but 13% of the total global population.

This map shows the worldwide distribution of people over 65 years old.



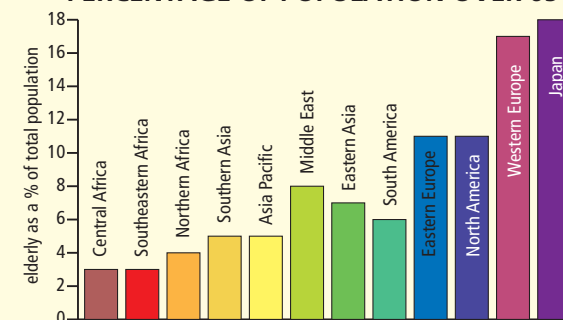
Land area

HIGHEST AND LOWEST PROPORTION OF THE POPULATION OVER 65 YEARS OLD

Rank	Territory	Value	Rank	Territory	Value
1	Italy	19	189	Papua New Guinea	2
2	Japan	18	189	Comoros	2
2	Greece	18	193	United Republic Tanzania	2
4	Sweden	17	193	Yemen	2
5	Belgium	17	195	Eritrea	2
6	Germany	17	195	Oman	2
7	Spain	17	197	Niger	2
8	San Marino	17	198	Qatar	2
8	Monaco	17	199	Kuwait	1
8	Liechtenstein	17	200	United Arab Emirates	1

elderly as a % of total population

PERCENTAGE OF POPULATION OVER 65



Technical notes

- Data source: United Nations Development Programme, 2004, World Development Report
- Elderly data are from 2002.
- People over 65 are classified as elderly here.
- See website for further information.

“We live in an era of unprecedented, rapid and inexorable global ageing.” HelpAge International, 2002