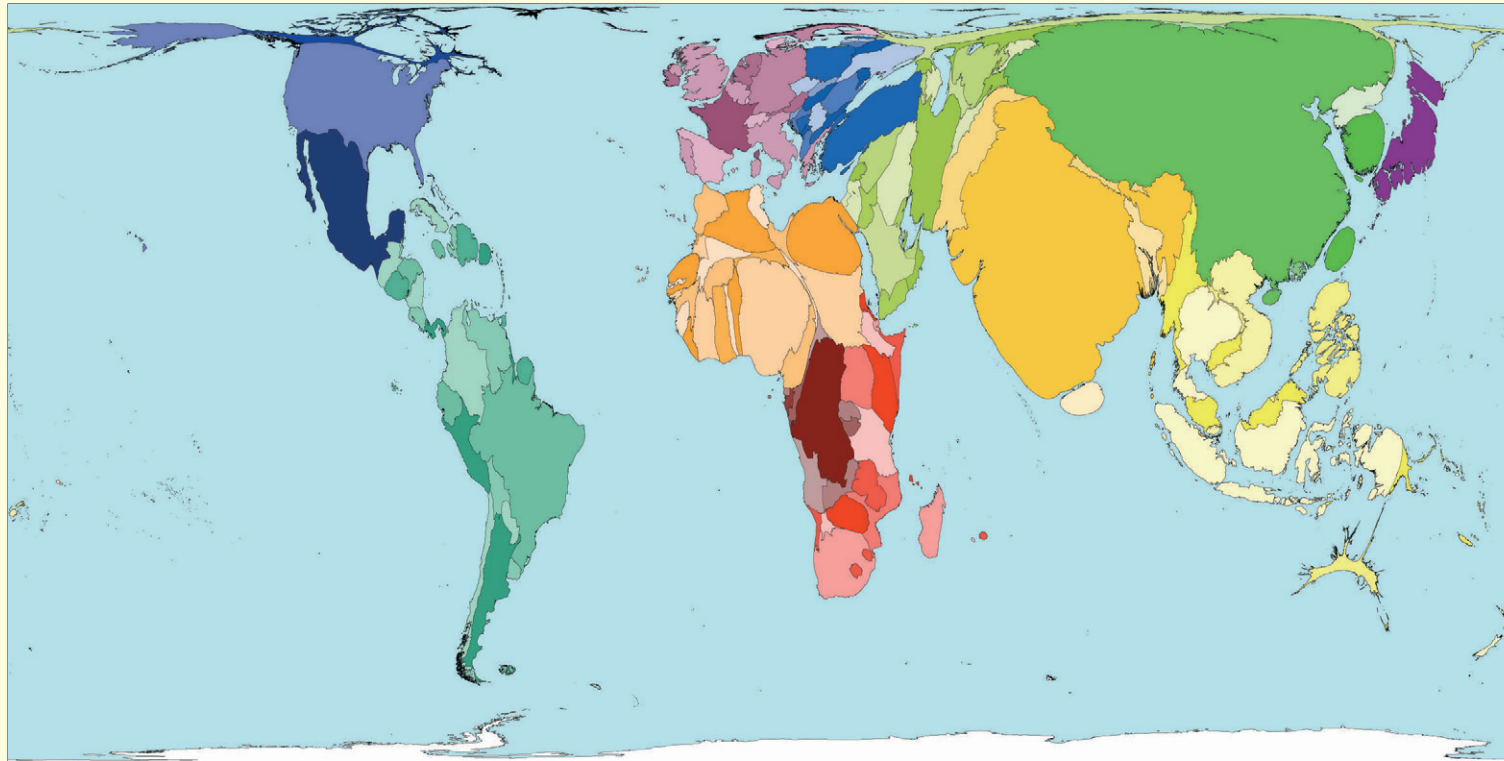


Births Attended

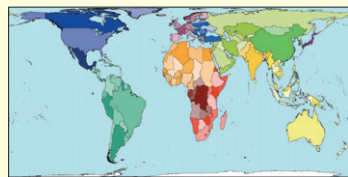


Worldwide 62% of births are attended by skilled health personnel. This ranges from 6% in Ethiopia, to practically 100% birth attendance in Japan.

The total number of births attended, shown on the map, depends partly on how many women there are and how many babies they have.

In the graph below, the 'percentage attended' indicates the proportion of total births attended in each region. For instance, if you were recently born in Cambodia, there is twice the chance your birth would have been attended than if you were born in Chad.

This map shows the worldwide distribution of all attended births.



Land area

Technical notes

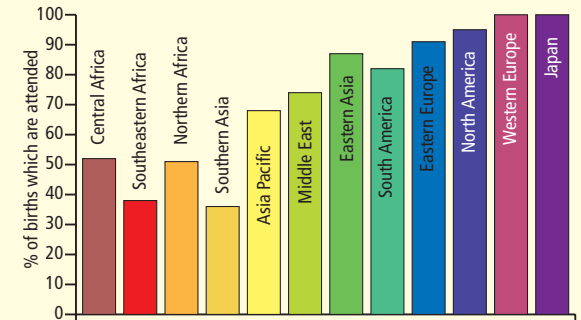
- Data sources: World Health Organisation, 2005 & United Nations Development Programme, 2004. Birth data is from 2000.
- 'Skilled health personnel' are midwives, doctors and nurses trained to manage normal pregnancies, childbirth and the immediate postnatal period. This does not include 'traditional birth attendants' (WHO, 2004).
- See website for further information.

20 LOWEST RATES OF BIRTH ATTENDANCE

Rank	Territory	Value	Rank	Territory	Value
1	Ethiopia	6	10	Timor-Leste	24
2	Nepal	11	10	Haiti	24
3	Bangladesh	13	13	Eritrea	25
4	Afghanistan	14	14	Burundi	25
5	Chad	16	15	Rwanda	31
5	Niger	16	16	Cambodia	32
7	Lao People's Dem Republic	19	17	Somalia	34
8	Pakistan	20	18	Burkina Faso	35
9	Yemen	22	19	Guinea-Bissau	35
10	Bhutan	24	19	Guinea	35

births attended as a % of all births

PERCENTAGE OF BIRTHS ATTENDED



"...how many of us realize that, in much of the world, the act of giving life to a child is still the biggest killer of women of child-bearing age?"

Liya Kibede, 2005