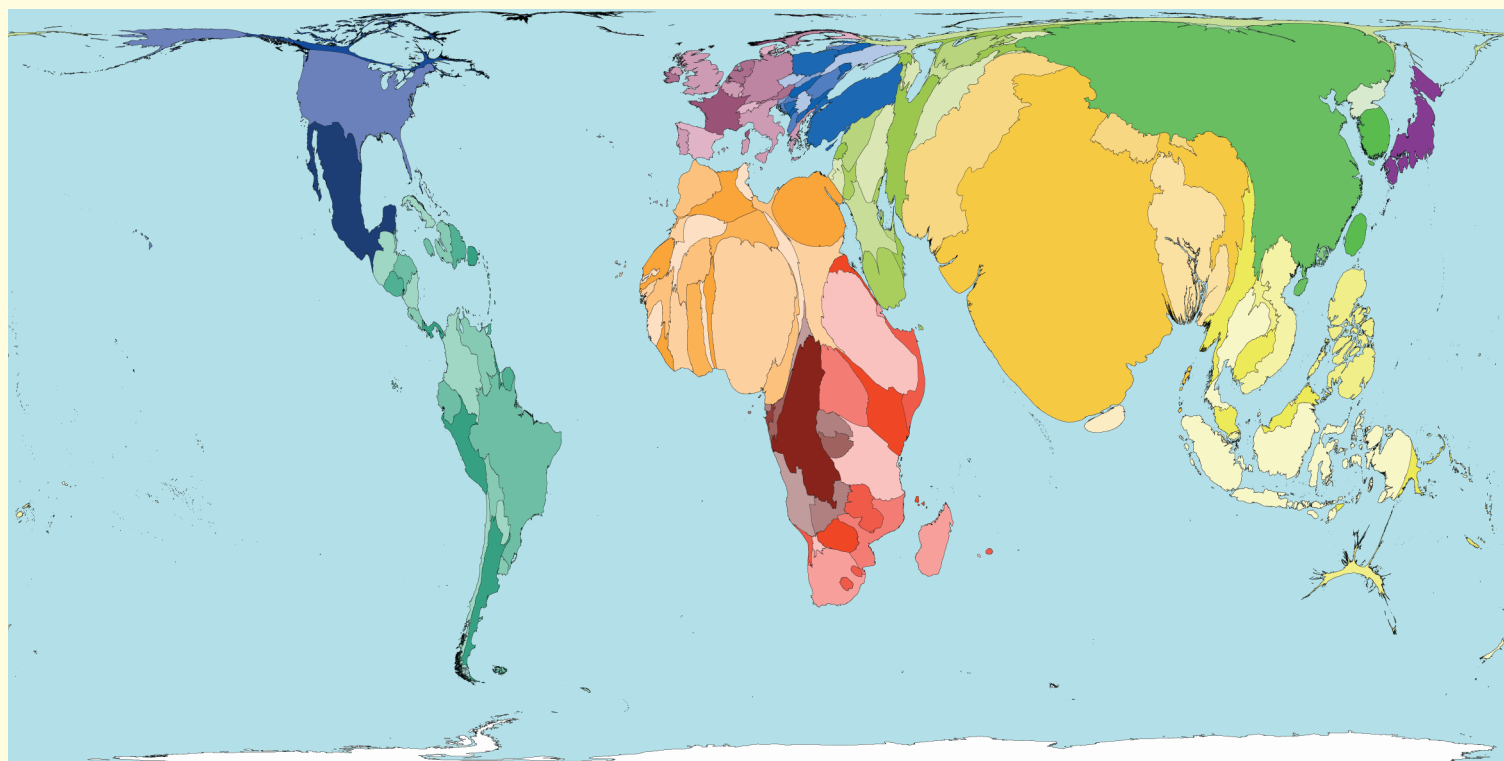


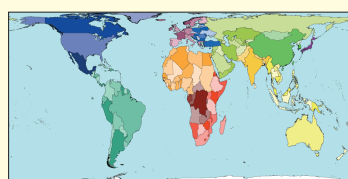
Total Births



133 million babies were born in the year 2000. In territories with the fewest births per person, more people are dying than are being born. As with all population statistics, even this vital one, figures are rough estimates.

More children are born each year in Africa than are born in the Americas, all of Europe and Japan put together. Worldwide, more than a third of a million new people will be born on your birthday this year.

This map shows the proportion of the world's total births for each territory.



Land area

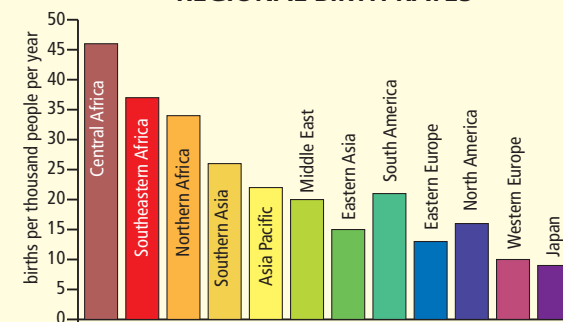
- Technical notes**
- Principal data source: World Health Organisation, 2005, World Health Report
 - Birth data is from 2000.
 - See website for further information.

HIGHEST AND LOWEST BIRTH RATES

Rank	Territory	Value	Rank	Territory	Value
1	Niger	52	191	Germany	9
2	Angola	50	192	Italy	9
3	Guinea-Bissau	49	193	Lithuania	9
4	Somalia	49	194	Belarus	9
5	Democratic Republic of Congo	48	195	Russian Federation	9
6	Uganda	48	196	Czech Republic	9
7	Mali	47	197	Ukraine	9
8	Sierra Leone	47	198	Slovenia	9
9	Burkina Faso	46	199	Latvia	8
10	Chad	46	200	Bulgaria	8

births per 1000 people per year

REGIONAL BIRTH RATES



“The birth of a baby is an occasion for weaving hopeful dreams about the future.” Aung San Suu Kyi, 1997